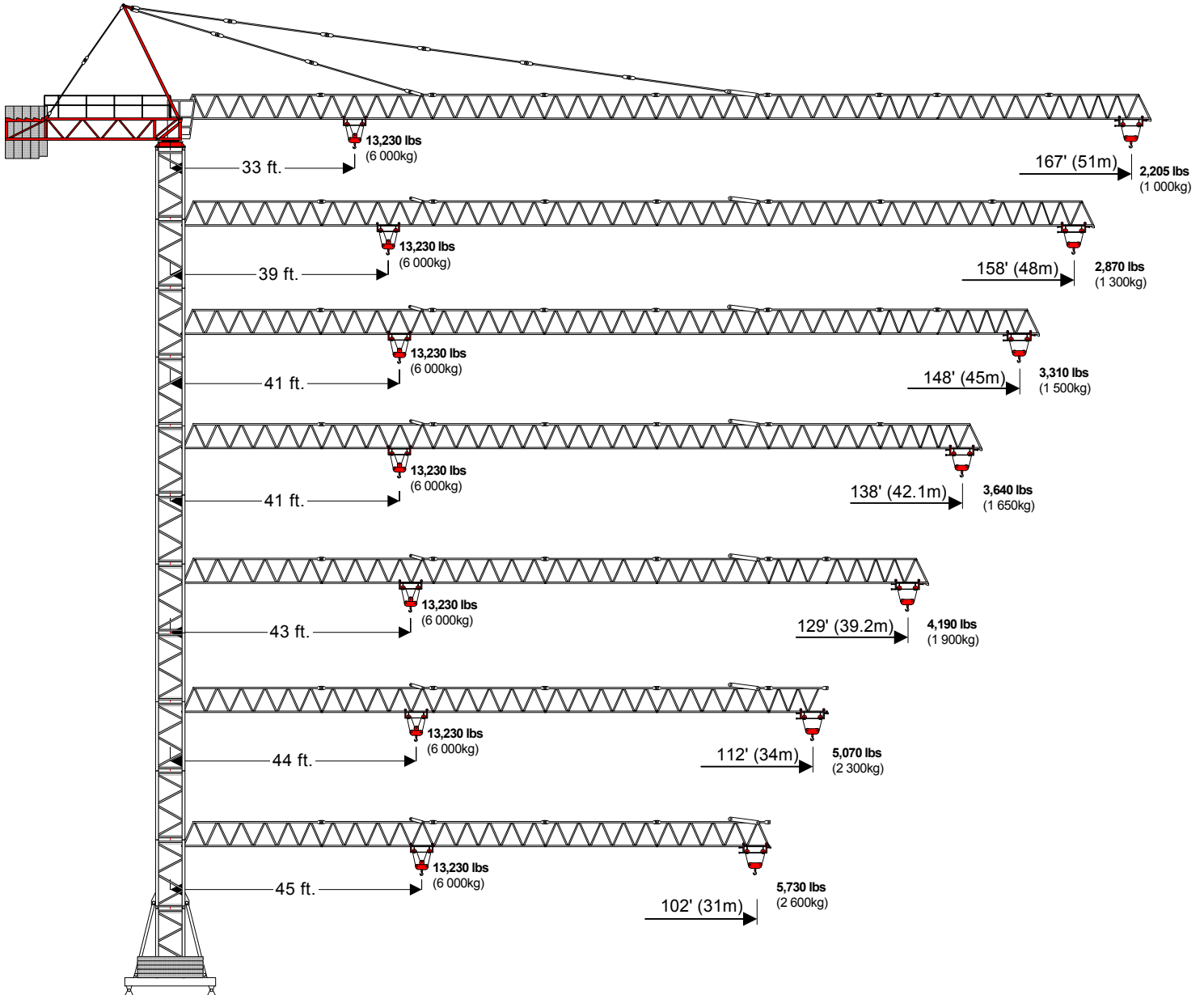


COMEDIL

"CITY" Tower Crane GTS-511A-6



Creative Lifting Services Inc.

Call Will Phone: 303-659-8102 Fax: 303-659-8205

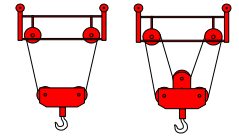
will@creativelifting.com www.creativelifting.com

GTS-511A-6


Hook	Ft.	33	43	49	59	66	75	82	92	102	112	118	129	138	148	157	167
Radius	Meters	10	13	15	18	20	23	25	28	31	34	36	39.2	42.1	45.1	48	51
167'	Lbs	6,615	6,615	6,615	6,615	6,615	5,865	5,336	4,675	4,145	3,704	3,462	3,109	2,844	2,602	2,403	2,205
51m	KG	3.000	3.000	3.000	3.000	3.000	2.660	2.420	2.120	1.880	1.680	1.570	1.410	1.290	1.180	1.090	1.000
167'	Lbs	13,230	10,161	8,626	6,963	6,134	5,157	4,637	3,998	3,479	3,054	2,809	2,470	2,207	1,971	1,771	1,588
51m	KG	6.000	4.608	3.912	3.158	2.782	2.339	2.103	1.813	1.578	1.385	1.274	1.120	1.001	0.894	0.803	0.720
157'	Lbs	6,615	6,615	6,615	6,615	6,615	6,615	6,240	5,490	4,873	4,366	4,079	3,682	3,374	3,109	2,867	
48m	KG	3.000	3.000	3.000	3.000	3.000	3.000	2.830	2.490	2.210	1.980	1.850	1.670	1.530	1.410	1.300	
157'	Lbs	13,230	11,925	10,156	8,240	7,281	6,156	5,557	4,816	4,220	3,729	3,446	3,056	2,752	2,481	2,249	
48m	KG	6.000	5.408	4.606	3.737	3.302	2.792	2.520	2.184	1.914	1.691	1.563	1.386	1.248	1.125	1.020	
148'	Lbs	6,615	6,615	6,615	6,615	6,615	6,615	6,615	5,821	5,182	4,653	4,344	3,925	3,594	3,308		
45.1m	KG	3.000	3.000	3.000	3.000	3.000	3.000	3.000	2.640	2.350	2.110	1.970	1.780	1.630	1.500		
148'	Lbs	13,230	12,654	10,787	8,765	7,755	6,566	5,934	5,155	4,525	4,006	3,711	3,296	2,977	2,690		
45.1m	KG	6.000	5.739	4.892	3.975	3.517	2.978	2.691	2.338	2.052	1.817	1.683	1.495	1.350	1.220		
138'	Lbs	6,615	6,615	6,615	6,615	6,615	6,615	6,615	5,865	5,226	4,697	4,388	3,969	3,638			
42.1m	KG	3.000	3.000	3.000	3.000	3.000	3.000	3.000	2.660	2.370	2.130	1.990	1.800	1.650			
138'	Lbs	13,230	12,793	10,908	2,251	7,845	6,646	6,006	5,219	4,586	4,057	3,771	3,352	3,021			
42.1m	KG	6.000	5.802	4.947	1.021	3.558	3.014	2.724	2.367	2.080	1.840	1.710	1.520	1.370			
129'	Lbs	6,615	6,615	6,615	6,615	6,615	6,615	6,615	6,174	5,513	4,961	4,631	4,190				
39.2m	KG	3.000	3.000	3.000	3.000	3.000	3.000	3.000	2.800	2.500	2.250	2.100	1.900				
129'	Lbs	13,230	13,230	11,506	9,362	8,293	7,036	6,366	5,539	4,873	4,324	4,009	3,572				
39.2m	KG	6.000	6.000	5.218	4.246	3.761	3.191	2.887	2.512	2.210	1.961	1.818	1.620				
112'	Lbs	6,615	6,615	6,615	6,615	6,615	6,615	6,615	6,328	5,645	5,072						
34m	KG	3.000	3.000	3.000	3.000	3.000	3.000	3.000	2.870	2.560	2.300						
112'	Lbs	13,230	13,230	11,821	9,609	8,514	7,228	6,542	5,698	5,016	4,454						
34m	KG	6.000	6.000	5.361	4.358	3.861	3.278	2.967	2.584	2.275	2.020						
102'	Lbs	6,615	6,615	6,615	6,615	6,615	6,615	6,615	6,439	5,733							
31m	KG	3.000	3.000	3.000	3.000	3.000	3.000	3.000	2.920	2.600							
102'	Lbs	13,230	13,230	12,006	9,781	8,670	7,362	6,666	5,808	5,116							
31m	KG	6.000	6.000	5.445	4.436	3.932	3.339	3.023	2.634	2.320							

6 Ton Version

2 Part & 4 Part Blocks



S12 Tower



N16 Tower

